



**December 14th, 2020**

Soledad Ursua, Chair  
Eva Greene, Co-Chair  
John Baginski  
Helen Fallon  
Alan Parsons  
Mark Ryavec

**Venice Neighborhood Council, Public Health and Safety Committee  
LAPD Pacific Division Crime Report**

Dear VNC Board Members and Members of the Public,

On December 3rd, 2020, the Public Health and Safety Committee officially held its first meeting. Captain Steven Embrich was present, along with multiple representatives from the LAPD, and provided the Venice Beach Community with a current crime report. The following report is designed to brief the public of this report, and any findings.

Update on Murder case of 71-year-old Venice Resident

On October 28th, 71-year old Venice resident Jesus Valdivia, while riding his bike, was knocked to the ground, hit his head on the pavement, which caused him to suffer a stroke. The perpetrator stole Mr. Valdivia's bike. Later the perpetrator was arrested by Pacific Division, but later released due to Coronavirus reasons. Eventually an autopsy showed that the cause of death was homicide. LAPD has since found the man responsible and has him in custody. He will be charged with robbery and homicide.

Captain Embrich and several of his officers then fielded questions submitted by the public.

Question from Jamie Paige, VNC Member: During the Safety Town Hall, LAPD Chief Moore expressed concerns that the defunding of police was moving forward, yet, we haven't seen a plan in place to find and fill the roles LAPD will have to relinquish. We know that LAPD units focused on sexual assaults, animal cruelty and homeless outreach will be disbanded. Who will pick up those tasks?

LAPD Response: The LAPD is realistically looking at a cut of 7%. About 500 officers will be taken off our books and will not be replaced. We are still trying to figure out how to deal with the \$150 million reduction in funding.



The Sexual Assault Unit had previously handled high profile sex cases, such as the recent rape of a 29-year-old PHD student who was visiting Venice Beach. The woman was found seriously beaten and left for dead near the Venice Pier.

The disbandment of these specialized units will be a big loss to the LAPD. However, the officers' expertise will not be lost; these specialized detectives will return to operations and will be quickly assimilated into bureaus or area Sexual Assault Units doing the same job, just not as centralized. Additionally, LAPD will lose its Homeless Outreach Proactive Engagement (HOPE) units.

Venice Beach detail will take a cut. With originally 42 LAPD officers assigned, it will now be reduced to 26. This is a 38% reduction in officers. This cut has taken the Beach Detail back to a staffing structure similar to what we had in 2007.

Residential Burglaries are up. There has been a 24% increase in residential burglaries over the past four weeks, compared to the prior four weeks. About ¼ of those in the last two weeks occurred where residents had left their doors and/or windows unlocked (even while at home). The majority of these crimes were committed by homeless individuals. This could be due to the recent change in temperature and homeless individuals looking for shelter from colder weather.

Stakeholder Question: Major US cities that previously released county inmates due to COVID are now facing problems with repeat offenders. In Detroit, for example, one convicted sex offender is back in jail after prosecutors say he got out and raped three women at knifepoint. How many people has LA County early released? Are we facing something similar here?

LAPD Response: Typically, LA County has an inmate population of about 17,000. During COVID they have reduced that population to about 5,000 or 1/3 of the total population. The County also reverted to a zero-bail schedule. Unless someone commits a violent felony, they will be arrested, receive zero bail requirement, and walk out the door. For instance, drug dealers have been arrested three times before they can be held in custody. And in car theft, a person stole five cars before the court would charge him. The department is looking for ways to increase bail, but this is up to the courts and the county.

Stakeholder Question: I am very concerned about the sudden increase of homeless on homeless crimes. The number of stabbings and tent burnings due to what seems like turf wars are way out of control. Does the LAPD have the responsibility to equally protect the housed and the un-housed from crime? And if so, has our council member told LAPD to make this a priority?

LAPD Response: LAPD believes that we have a responsibility to protect everyone. We are specifically concerned with aggravated assaults, which are serious crimes, where someone is



assaulted with a weapon. 56% of those involved in aggravated assaults are experiencing homelessness, whether they are suspects, victims, or both. We are focused on this population. LAPD faces challenges in Venice Beach due to limited enforcement mechanisms in place. For example, while we are able to enforce municipal code 63.44, all we are able to do is write a ticket and seek voluntary compliance.

**Stakeholder Question:** During Mike Bonin's recent Public Safety town hall for all of CD-11, Chief Michel Moore suggested we activate and use "RING and other CCTV-type video captures so we can identify those offenders that are preying upon neighborhoods. We want to identify the most chronic offenders. Those are the ones we believe we have the best chance of taking to court, and prosecuting, and holding them accountable by removing them from the street." Can personal security camera footage be used to help the LAPD hold people accountable for crimes committed on a public street?

**LAPD Response:** Over the last several years video captures have been one of the most valuable tools for law enforcement. If you or your neighbor is burglarized you can provide footage. The footage can be used to convict as well. There are various security cameras on the market today, typically these makers enable a "Law enforcement portal", whereby the owner of the device can elect to allow Police to make use of footage in an area where a crime has been committed.

**Stakeholder Question:** In light of the threatened additional cuts to LAPD while crime keeps rising in Venice, what does this mean for residents?

**LAPD Response:** The department will have to adjust to whatever budget the city provides to us. With reduced resources, we will have to look at tasks that could be pushed off towards other agencies or service providers. About 30% of calls that LAPD currently responds to in the Pacific Division could be handled by other service providers. For example, if someone called in to report a drunk or disorderly person at 6pm on a Friday, only LAPD is set up to respond. LAPD will look to identify other City agencies who could respond in these situations.

Violent crime is rising and will increase with more homeless on the streets. It is linked with an increase in homelessness. Due to ADA requirements in some locations, the homeless are now fighting over sidewalk space. There has been a 57% increase in homeless.

**Questions from VNC Board Member Brian Averill:** Please update us on the recent shooting on Ocean Front Walk, which happened at 5:20 pm, right at sunset and seemed very brazen.

**LAPD Response:** LAPD cannot release too many details since the case is ongoing, however, a couple had rented scooters. The scooters proved to be faulty and upon returning the scooters to the vendor, the couple was approached by 4 males. One of the males approached the man



returning the scooter and asked him, "Where are you from?" An argument between the couple and the group began and then continued down the boardwalk for a block or so. One of the men in the group suddenly pulled a handgun and fired four rounds. The female was fatally injured. The LAPD also addressed concerns about rising gang violence. They reported that there does not seem to be any new gang moving into Venice to take over the drug trade, but OFW is a major tourist destination where outside gangs come to visit.

### **Conclusion**

The Public Health and Safety Committee will continue to work with LAPD in order to address stakeholder concerns and questions.

Do you have a public health and safety question that you would like to be answered or addressed? Please email us: [publicsafety@venicenc.org](mailto:publicsafety@venicenc.org)

# PACIFIC AREA SENIOR LEAD OFFICER BASIC CAR MAP

**SGT-II KEVIN LOWE**  
CRO SUPERVISOR  
OFFICE : 310-482-6397  
EMAIL : 27614@LAPD.ONLINE

**SGT-I BRIAN COOK**  
EMAIL : 36258@LAPD.ONLINE




**SLO KARWON VILLERY**  
14A25 : MAR VISTA  
CELL : 310-622-3973  
EMAIL : 38717@LAPD.ONLINE




**SLO JUAN CEJA**  
14A27 : PALMS  
CELL : 424-215-7783  
EMAIL : 32929@LAPD.ONLINE



**SLO ADRIAN ACOSTA**  
14A13 : VENICE / OAKWOOD  
CELL : 310-622-3970  
EMAIL : 37285@LAPD.ONLINE



**SLO HECTOR ACEVES**  
14A49 : MAR VISTA, DEL REY  
CELL : 310-622-3972  
EMAIL : 35717@LAPD.ONLINE



**SLO JAVIER RAMIREZ**  
14A45 : MARINA, PLAYA, VENICE  
CELL : 310-622-3971  
EMAIL : 39174@LAPD.ONLINE



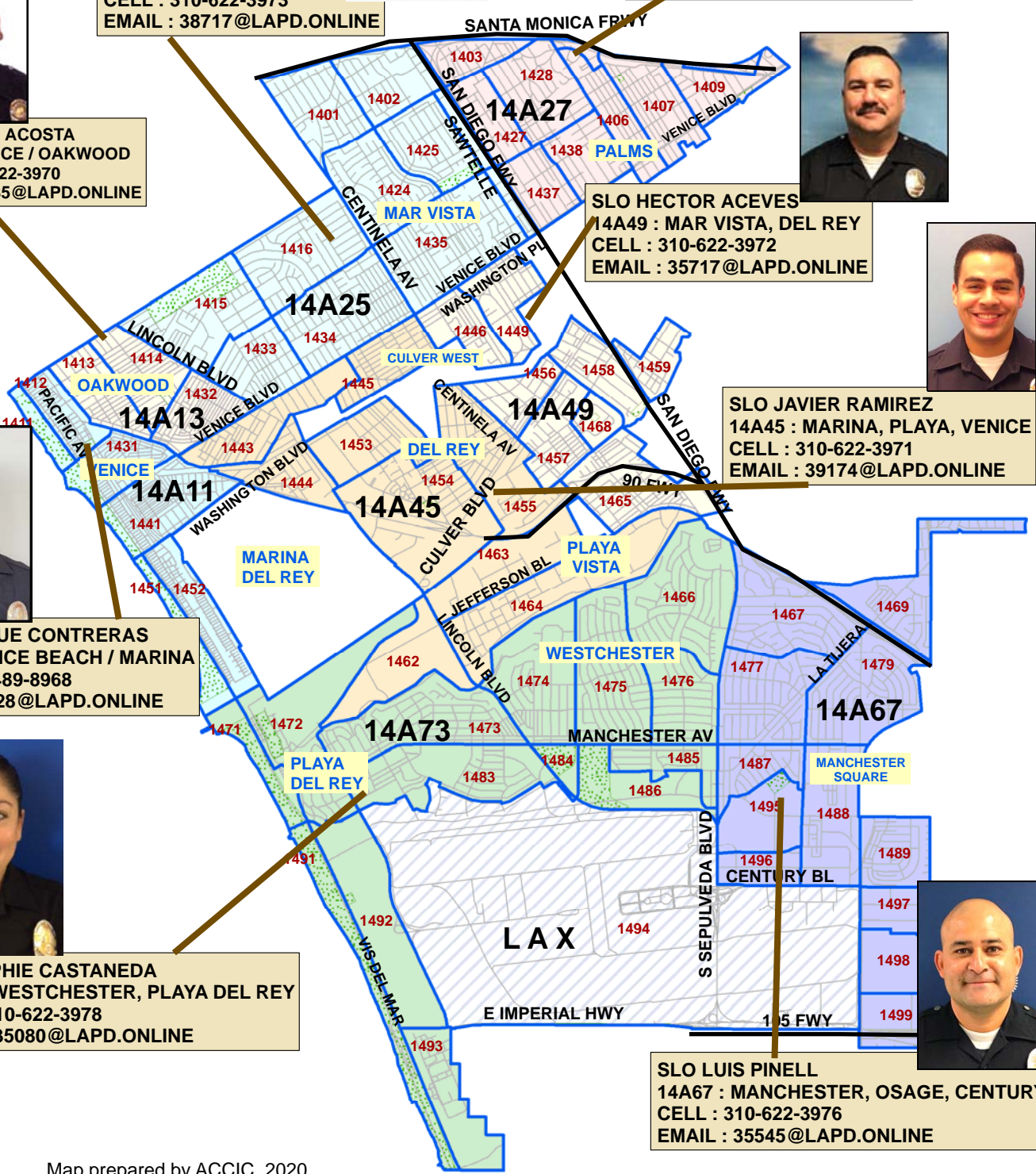
**SLO MONIQUE CONTRERAS**  
14A11 : VENICE BEACH / MARINA  
CELL : 424-489-8968  
EMAIL : 38228@LAPD.ONLINE



**SLO SOPHIE CASTANEDA**  
14A73 : WESTCHESTER, PLAYA DEL REY  
CELL : 310-622-3978  
EMAIL : 35080@LAPD.ONLINE



**SLO LUIS PINELL**  
14A67 : MANCHESTER, OSAGE, CENTURY  
CELL : 310-622-3976  
EMAIL : 35545@LAPD.ONLINE



For Internal Use Only  
Los Angeles Police Department

**PACIFIC AREA**

Part 1 Crime by Basic Car

**YTD 2020 vs 2019 (Through 11/28)**

PART ONE CRIME	14A11 ( CONTRERAS )			14A13 ( ACOSTA )			14A25 ( VILLERY )			14A27 ( CEJA )			14A45 ( RAMIREZ )		
	2020 YTD	2019 YTD	YTD Change	2020 YTD	2019 YTD	YTD Change	2020 YTD	2019 YTD	YTD Change	2020 YTD	2019 YTD	YTD Change	2020 YTD	2019 YTD	YTD Change
HOMICIDE	2	1	100.0%	2	3	-33.3%	0	0	N/C	0	0	N/C	0	0	N/C
RAPE	12	16	-25.0%	5	2	150.0%	8	8	0.0%	8	14	-42.9%	9	6	50.0%
ROBBERY	60	41	46.3%	21	17	23.5%	30	25	20.0%	49	44	11.4%	28	25	12.0%
AGG. ASSAULT	206	144	43.1%	47	44	6.8%	52	47	10.6%	61	65	-6.2%	87	60	45.0%
TOTAL VIOLENT	280	202	38.6%	75	66	13.6%	90	80	12.5%	118	123	-4.1%	124	91	36.3%
BURGLARY	144	132	9.1%	50	50	0.0%	138	197	-29.9%	122	103	18.4%	175	157	11.5%
GRAND THEFT AUTO	111	79	40.5%	52	34	52.9%	97	66	47.0%	158	87	81.6%	174	89	95.5%
BTFV	120	227	-47.1%	83	81	2.5%	243	183	32.8%	287	268	7.1%	324	279	16.1%
THEFT	258	391	-34.0%	87	108	-19.4%	180	178	1.1%	219	277	-20.9%	277	383	-27.7%
TOTAL PROPERTY	633	829	-23.6%	272	273	-0.4%	658	624	5.4%	786	735	6.9%	950	908	4.6%
<b>TOTAL PART ONE</b>	<b>913</b>	<b>1031</b>	<b>-11.4%</b>	<b>347</b>	<b>339</b>	<b>2.4%</b>	<b>748</b>	<b>704</b>	<b>6.3%</b>	<b>904</b>	<b>858</b>	<b>5.4%</b>	<b>1074</b>	<b>999</b>	<b>7.5%</b>

\* RED denotes increase

\* BLUE denotes decrease

\* BLACK Denotes No Change

\* N/C = Not Calculable

PART ONE CRIME	14A49 ( ACEVES )			14A67 ( PINELL )			14A73 ( CASTANEDA )			LAX ( RD 1494 )			Pacific Area Total		
	2020 YTD	2019 YTD	YTD Change	2020 YTD	2019 YTD	YTD Change	2020 YTD	2019 YTD	YTD Change	2020 YTD	2019 YTD	YTD Change	2020 YTD	2019 YTD	YTD Change
HOMICIDE	0	0	N/C	0	1	-100.0%	0	0	N/C	0	0	N/C	4	5	-20.0%
RAPE	6	5	20.0%	5	14	-64.3%	12	12	0.0%	1	1	0.0%	66	78	-15.4%
ROBBERY	12	18	-33.3%	48	37	29.7%	15	37	-59.5%	4	2	100.0%	267	246	8.5%
AGG. ASSAULT	40	42	-4.8%	72	61	18.0%	32	40	-20.0%	12	14	-14.3%	609	517	17.8%
TOTAL VIOLENT	58	65	-10.8%	125	113	10.6%	59	89	-33.7%	17	17	0.0%	946	846	11.8%
BURGLARY	73	67	9.0%	98	127	-22.8%	94	107	-12.1%	2	7	-71.4%	896	947	-5.4%
GRAND THEFT AUTO	91	53	71.7%	280	236	18.6%	108	82	31.7%	24	20	20.0%	1095	746	46.8%
BTFV	131	132	-0.8%	208	309	-32.7%	216	177	22.0%	28	45	-37.8%	1640	1701	-3.6%
THEFT	94	147	-36.1%	192	308	-37.7%	173	248	-30.2%	235	590	-60.2%	1716	2630	-34.8%
TOTAL PROPERTY	389	399	-2.5%	778	980	-20.6%	591	614	-3.7%	289	662	-56.3%	5347	6024	-11.2%
<b>TOTAL PART ONE</b>	<b>447</b>	<b>464</b>	<b>-3.7%</b>	<b>903</b>	<b>1093</b>	<b>-17.4%</b>	<b>650</b>	<b>703</b>	<b>-7.5%</b>	<b>306</b>	<b>679</b>	<b>-54.9%</b>	<b>6293</b>	<b>6870</b>	<b>-8.4%</b>



# COMPSTAT

## Pacific Area Profile

### 11/01/20 to 11/28/20



<b>PACIFIC COMMAND STAFF</b>  Rank: Date of Rank: Date Assigned Area: LAPD Appointment Date:	 <b>AREA COMMANDING OFFICER:</b> Steven R. Embrich CAPT-III March 1, 2020 March 1, 2020 July 11, 1994	 <b>PATROL DIVISION COMMANDING OFFICER:</b> Brian A. Morrison CAPT-I February 3, 2019 February 3, 2019 March 21, 1994	<b>AREA RANKING</b> <b>WEEK ENDING: 11/28/20</b>  <b>VIOLENT CRIME: 21</b>  <b>PROPERTY CRIME: 10</b>  <b>PART I CRIME: 11</b>
---	---	---	---

#### CRIME STATISTICS for week ending 11/28/20

VIOLENT CRIMES	11/01/20 TO 11/28/20	10/04/20 TO 10/31/20	% Change	10/04/20 TO 10/31/20	09/06/20 TO 10/03/20	% Change	YTD 2020	YTD 2019	% Change	YTD 2020	YTD 2018	% Change
HOMICIDE	0	0	N.C.*	0	0	N.C.*	4	5	-20.0%	4	4	0.0%
RAPE (121,122)	0	3	-100.0%	3	5	-40.0%	34	48	-29.2%	34	59	-42.4%
RAPE (815,820,821)	2	1	100.0%	1	0	N.C.*	32	30	6.7%	32	30	6.7%
<b>TOTAL RAPE</b>	<b>2</b>	<b>4</b>	<b>-50.0%</b>	<b>4</b>	<b>5</b>	<b>-20.0%</b>	<b>66</b>	<b>78</b>	<b>-15.4%</b>	<b>66</b>	<b>89</b>	<b>-25.8%</b>
ROBBERY	19	31	-38.7%	31	27	14.8%	267	246	8.5%	267	252	6.0%
AGGRAVATED ASSAULTS	65	62	4.8%	62	77	-19.5%	609	517	17.8%	609	450	35.3%
<b>TOTAL VIOLENT</b>	<b>86</b>	<b>97</b>	<b>-11.3%</b>	<b>97</b>	<b>109</b>	<b>-11.0%</b>	<b>946</b>	<b>846</b>	<b>11.8%</b>	<b>946</b>	<b>795</b>	<b>19.0%</b>

PROPERTY CRIMES	11/01/20 TO 11/28/20	10/04/20 TO 10/31/20	% Change	10/04/20 TO 10/31/20	09/06/20 TO 10/03/20	% Change	YTD 2020	YTD 2019	% Change	YTD 2020	YTD 2018	% Change
BURGLARY	97	78	24.4%	78	92	-15.2%	896	947	-5.4%	896	993	-9.8%
MOTOR VEHICLE THEFT	81	96	-15.6%	96	105	-8.6%	1,095	746	46.8%	1,095	801	36.7%
BTFV	114	126	-9.5%	126	124	1.6%	1,640	1,701	-3.6%	1,640	1,768	-7.2%
PERSONAL/OTHER THEFT	111	129	-14.0%	129	139	-7.2%	1,715	2,630	-34.8%	1,715	2,482	-30.9%
<b>TOTAL PROPERTY</b>	<b>403</b>	<b>429</b>	<b>-6.1%</b>	<b>429</b>	<b>460</b>	<b>-6.7%</b>	<b>5,346</b>	<b>6,024</b>	<b>-11.3%</b>	<b>5,346</b>	<b>6,044</b>	<b>-11.5%</b>
<b>TOTAL PART I</b>	<b>489</b>	<b>526</b>	<b>-7.0%</b>	<b>526</b>	<b>569</b>	<b>-7.6%</b>	<b>6,292</b>	<b>6,870</b>	<b>-8.4%</b>	<b>6,292</b>	<b>6,839</b>	<b>-8.0%</b>

Child/Spousal Abuse (Part I & II)*	35	39	-10.3%	39	37	5.4%	427	437	-2.3%	427	484	-11.8%
SHOTS FIRED	1	5	-80.0%	5	14	-64.3%	57	35	62.9%	57	40	42.5%
SHOOTING VICTIMS	1	2	-50.0%	2	5	-60.0%	24	18	33.3%	24	24	0.0%

#### ARREST STATISTICS for week ending 11/28/20

ARRESTS	11/01/20 TO 11/28/20	10/04/20 TO 10/31/20	% Change	10/04/20 TO 10/31/20	09/06/20 TO 10/03/20	% Change	YTD 2020	YTD 2019	% Change	YTD 2020	YTD 2018	% Change
HOMICIDE	2	0	N.C.*	0	1	-100.0%	6	13	-53.8%	6	8	-25.0%
RAPE	0	2	-100.0%	2	1	100.0%	9	10	-10.0%	9	12	-25.0%
ROBBERY	7	9	-22.2%	9	3	200.0%	69	76	-9.2%	69	75	-8.0%
AGGRAVATED ASSAULT**	21	35	-40.0%	35	28	25.0%	306	340	-10.0%	306	301	1.7%
BURGLARY	12	6	100.0%	6	12	-50.0%	115	112	2.7%	115	109	5.5%
LARCENY	6	8	-25.0%	8	6	33.3%	86	194	-55.7%	86	209	-58.9%
MOTOR VEHICLE THEFT	13	17	-23.5%	17	9	88.9%	150	94	59.6%	150	98	53.1%
<b>TOTAL VIOLENT</b>	<b>30</b>	<b>46</b>	<b>-34.8%</b>	<b>46</b>	<b>33</b>	<b>39.4%</b>	<b>390</b>	<b>439</b>	<b>-11.2%</b>	<b>390</b>	<b>396</b>	<b>-1.5%</b>
<b>TOTAL PART I</b>	<b>61</b>	<b>77</b>	<b>-20.8%</b>	<b>77</b>	<b>60</b>	<b>28.3%</b>	<b>741</b>	<b>839</b>	<b>-11.7%</b>	<b>741</b>	<b>812</b>	<b>-8.7%</b>
<b>TOTAL ALL ARRESTS</b>	<b>284</b>	<b>349</b>	<b>-18.6%</b>	<b>349</b>	<b>313</b>	<b>11.5%</b>	<b>4,053</b>	<b>5,615</b>	<b>-27.8%</b>	<b>4,053</b>	<b>6,237</b>	<b>-35.0%</b>

\*Part II Child/Spousal Abuse Simple Assaults not included in Part I Aggravated Assaults above to comply with the FBI's Uniform Crime Reporting guidelines.

\*\*Statistics include domestic violence.

N.C. - Not Calculable

Statistics are based on the date the crime or arrest occurred.

Arrest statistics include arrests made by outside agencies.